



MoreThanAJob

Output 1.4: Environmental Assessment Report

Activity 1.4.2: Continuous Monitoring of KPIs and Footprint Calculation

Reporting Period: 4.6.2020 – 3.9.2020

Reinforcing social and solidarity economy for the unemployed, uneducated and refugees

Thematic objective: A.3 Promotion of social inclusion and the fight against poverty
 Priority: A.3.2 Social and solidarity economy
 Countries: Palestine, Jordan, Lebanon, Italy, Greece

Implementation Period: 4.9.2019 until 3.9.2022

Project budget: Total budget: 2,051,597.00€
 EU financial contribution: 1,846,437.30€

MoreThanAJob Project Partners:



An-Najah National University
 Palestine | Lead Beneficiary



Nablus Chamber of Commerce & Industry
 Palestine | Partner 1



Ministry of Public Works & Housing
 Jordan | Partner 2



Mutah University
 Jordan | Partner 3



Business Consultancy & Training Services
 Lebanon | Partner 4



cesie
 the world is only one creature

CESIE
 Italy | Partner 5



Eurotraining Educational Organization
 Greece | Partner 6

The present report is the 4th Carbon footprint Report of the MoreTRhanAJob project. It presents the results of the calculations performed for the estimation of the project's carbon footprint. The reporting Period for this report is 4.6.2020 – 3.9.2020. The report is developed by:

**Eurotraining Educational Organization**

1 Veranzerou str., 106 77, Athens, Greece

Tel. +30 210-3306086

Website: www.eurotraining.gr

Disclaimer: This document has been produced with the financial assistance of the European Union under the ENI CBC Mediterranean Sea Basin programme. The contents of this document are the sole responsibility of AN-Najah National University (ANNU) and EUROTRAINING and can under no circumstances be regarded as reflecting the position of the European Union of the programme management structures.

Table of Contents

Preface	4
1. Introduction	5
2. Carbon Footprint calculation results	6
2.1 Carbon Footprint from Travels	6
2.2 Carbon Footprint from Events/Meetings	8
3. Annex I: Required Data & Calculation Tool	13
4. Annex II: GHG Protocol Tool	16

Preface

The present document presents the monitoring of the greenhouse gas emissions in equivalent units of carbon dioxide (Carbon Footprint) of the “MoreThanAJob” project.

The development of the procedure for calculating the project’s carbon footprint by the Eurotraining Carbon Footprint Team based on the principles established by the Greenhouse Gas Protocol:

Principle 1: Materiality

Definition of the limits that adequately reflect the GHG emissions of the project and the needs of those who will use the monitoring procedure to make decisions.

Principle 2: Completeness

Presentation of all emission sources and activities within the selected boundaries of the project.

Principle 3: Consistency

For the effective monitoring and comparison of the carbon footprint throughout the implementation period of the project, specific reporting periods have to be used. The duration of these periods is set at 9 months.

Principle 4: Transparency

Addressing of all key issues in a factual and coherent manner, based on a clear audit trail. Disclosure of any important assumptions and citations of the calculation methods used.

Principle 5: Accuracy

Effort to perform accurate greenhouse gas emissions calculations and pursue of a reasonable assurance of the integrity of the results.

1. Introduction

As it is also presented in the Carbon Footprint manual, in order to estimate, calculate and monitor as well as to reduce if possible, the Greenhouse Gas emissions resulting from the implementation of the project, the steps followed are:

Step 1: Ensure the support of all participating Beneficiaries.

The support of the project's participating Beneficiaries has been ensured through the active participation of representatives from all of them in the Carbon Footprint Team.

Step 2: Collection of primary quantitative data relating to recognized sources of direct and indirect emissions required for the calculation of carbon footprint.

For the collection of the required data, a blank database containing all emission sources related to the project implementation was developed and sent to the members of the Carbon Footprint Team in order to be filled in with their beneficiary's data.

The emission sources identified as relative to the project's implementation are:

- Transportation related to the project
- Organization of MoreThanAJob events and meetings

Step 3: Calculation of the carbon footprint resulting from the project's implementation and compilation of the Carbon Footprint Report.

The results of the calculations are presented in chapter 2 of this report.

Step 4: Take action. Identification of actions and measures in order to achieve reduction of project's carbon footprint.

The Carbon Footprint Team through the coordinator will communicate these results to all participating Beneficiaries. Due to the fact that this is the 1st carbon footprint report the actions and measures in order to reduce the emissions will be general and are the ones presented in the carbon footprint manual.

2. Carbon Footprint calculation results

In this chapter of the 4th Carbon footprint Report, the data as well as the results of the calculations are presented, for every emission source.

In order to calculate the project's carbon footprint in tones of equivalent CO₂ the following equation was applied:

$$\text{CO}_2 \text{ Emissions} = (\text{Activity Data}) \times (\text{Emission factor})$$

2.1 Carbon Footprint from Travels

Table 1. Carbon footprint per travel

Beneficiary	Vehicle Type	# Passengers	Distance Travelled	Unit of Distance	CO ₂ e (tonnes)
ANNU	Passenger Car	2	10	Kilometer	0,002
ANNU	Passenger Car	2	10	Kilometer	0,002
Total:					0,066

Table 2. Carbon footprint per beneficiary from travels

Beneficiary	Acronym	CO ₂ e (tonnes) 1 st RP	CO ₂ e (tonnes) 2 nd RP	CO ₂ e (tonnes) 3 rd RP	CO ₂ e (tonnes) 4 th RP
An-Najah National University	ANNU	0,736	0,003	-	0,004
NCCI	NCCI	0,141	-	-	-
Ministry of Public Works & Housing	MPWH	0,000	-	-	-
Mutah University	MUTAH	0,066	0,066	0,066	-
Business Consultancy & Training Services	BCTS	0,181	-	-	-
CESIE	CESIE	1,279	-	-	-
EUROTraining	EUROTraining	0,350	-	-	-
Total		2,753	0,069	0,066	0,004

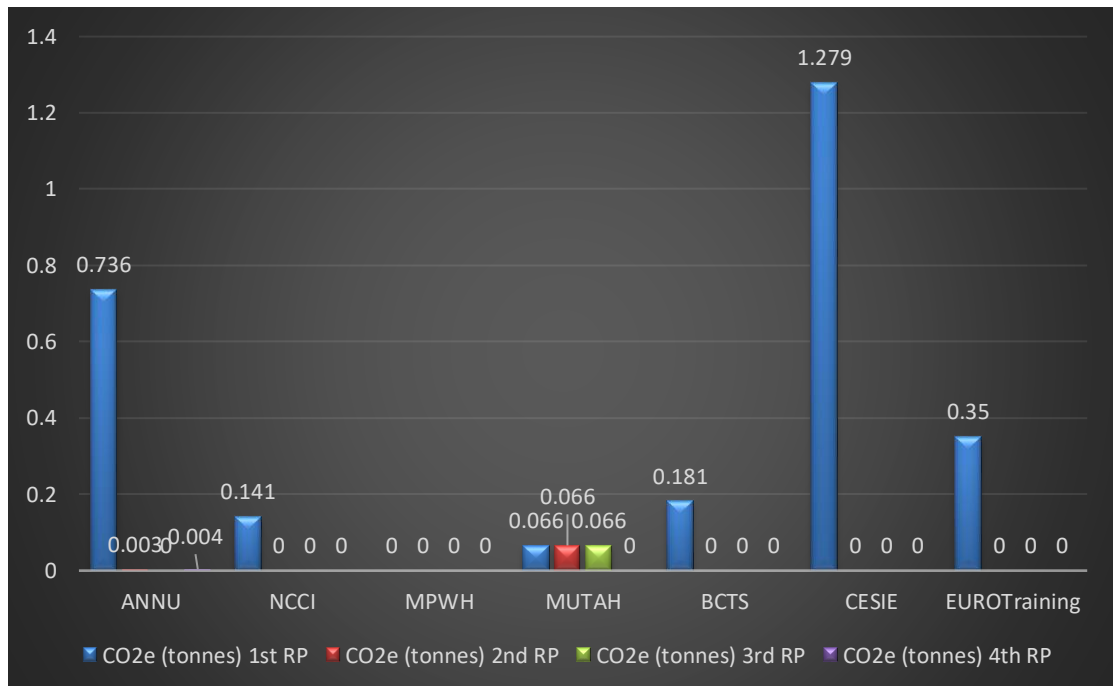


Chart 2. Comparison of RP1, RP02, RP3 with RP04 of travel CO2 per beneficiary

Total Carbon Footprint calculation during the 4th Reporting Period:

0.004 t CO₂e

2.2 Carbon Footprint from Events/Meetings

During the third CO₂ reporting Period the following events and Meetings took place:

1. ANNU & NCCI SSE Actors Consultation Meeting-Palestine
2. ANNU Stakeholders Meeting
3. ANNU & NCCI Stakeholders Meeting

ANNU & NCCI SSE Actors Consultation Meeting-Palestine

Table 3. Data from SSE actors consultation meeting-Palestine

Place (City)		Nablus
	Units	Data
Duration (Days)	Number	1
Number of attendees/beneficiary	Number	20
Area of event premises	(m ²)	300
Coffee/tea cups served	Number	20
Meals served	Number	0
Beverages served	Number	20
Number of overnight stays in 2-3 star hotels	Number	N/A
Number of overnight stays in 4 star hotels	Number	N/A
Number of overnight stays in 5 star hotels	Number	N/A
Brochures produced	A4 pages	N/A
Material printed	A4 pages	N/A
Additional consumables (Roll-up)	pieces	N/A

Total Carbon Footprint estimation from SSE actors consultation meeting:

0,206 t CO₂e

Table 4. Event Carbon footprint breakdown

Activity	CO ₂ e (tonnes)
Accommodation	0,000
Catering	0,006
Energy	0,176
Waste	0,025
Printed materials	0,000
Total	0,206

ANNU Stakeholders Meeting

Table 5. Data from ANNU Stakeholders Meeting

Place (City)		Nablus
	Units	Data
Duration (Days)	Number	1
Number of attendees/beneficiary	Number	5
Area of event premises	(m ²)	100
Coffee/tea cups served	Number	5
Meals served	Number	0
Beverages served	Number	5
Number of overnight stays in 2-3 star hotels	Number	N/A
Number of overnight stays in 4 star hotels	Number	N/A
Number of overnight stays in 5 star hotels	Number	N/A
Brochures produced	A4 pages	N/A
Material printed	A4 pages	N/A
Additional consumables (Roll-up)	pieces	N/A

Total Carbon Footprint estimation from ANNU Stakeholders Meeting

:

0,076 t CO₂e

Table 6. Event Carbon footprint breakdown

Activity	CO ₂ e (tonnes)
Accommodation	0,000
Catering	0,004
Energy	0,066
Waste	0,003
Printed materials	0,000
Total	0.072

ANNU & NCCI Stakeholders Meeting

Nablus Chamber of Commerce and Industry together with An-Najah National University organized a roundtable with project stakeholder On Monday, 24th of August 2020

Table 5. Data from ANNU & NCCI Stakeholders meeting

Place (City)		Nablus
	Units	Data
Duration (Days)	Number	1
Number of attendees/beneficiary	Number	20
Area of event premises	(m ²)	400
Coffee/tea cups served	Number	50
Meals served	Number	N/A
Beverages served	Number	50
Number of overnight stays in 2-3 star hotels	Number	N/A
Number of overnight stays in 4 star hotels	Number	N/A
Number of overnight stays in 5 star hotels	Number	N/A
Brochures produced	A4 pages	N/A
Material printed	A4 pages	N/A
Additional consumables (Roll-up)	pieces	N/A

Total Carbon Footprint estimation from ANNU & NCCI Stakeholders meeting:

0,278 t CO₂e

Table 6. Event Carbon footprint breakdown

Activity	CO ₂ e (tonnes)
Accommodation	0,000
Catering	0,019
Energy	0,234
Waste	0,025
Printed materials	0,000
Total	0.278

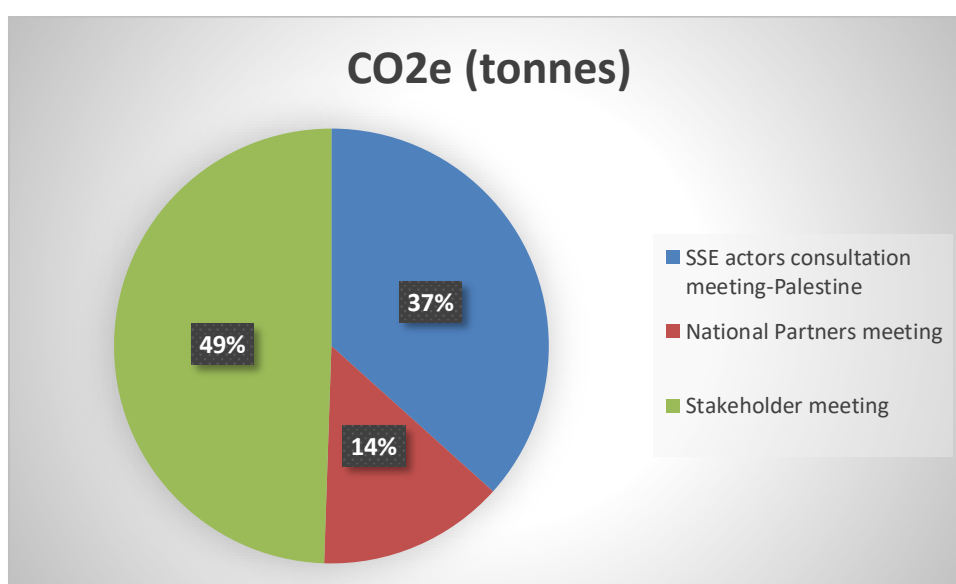
The carbon footprint of each event / meeting and the total carbon footprint from events and meetings of the third reporting period are presented at the following table.

Table 7. Carbon Footprint per meeting

Event / Meeting	CO ₂ e (tonnes)
SSE actors consultation meeting-Palestine	0,206
National Partners meeting	0,076
Stakeholder meeting	0,278
Total	0,560

Total Carbon Footprint estimation from events / meetings during the 2nd Reporting Period:

0,560 t CO₂e




Chat 3. Share of Carbon footprint per Event / Meeting


Total Carbon footprint of MoreThanAJob project in tons of equivalent carbon dioxide (tCO₂e) (4/6/2020 – 3/9/2020):


0,564 tCO₂e


In comparison to the 3rd Reporting Period the total carbon footprint of the project was increased by 256%.

3. Annex I: Required Data & Calculation Tool

 ENI
CBCMED
Cooperating across borders
in the Mediterranean

 Project funded by the
EUROPEAN UNION

 REGIONE AUTONOMA DE SARDEGNA
REGIONE AUTONOMA DELLA SARDEGNA

 MoreThanAJob

Carbon Footprint Calculation Data

Reporting Period

Project Beneficiary

The following sheets must be filled in with all the required information and data for the Calculation of the MoreThanAJob project's Greenhouse gas emissions in equivalent units of carbon dioxide (Carbon Footprint)


Table 2

Type of event

Place (City)

	Units	Data
Duration (Days)	Number	
Number of attendees/beneficiary	Number	
Area of event premises	(m ²)	
Coffee/tea cups served	Number	
Meals served	Number	
Beverages served	Number	
Number of overnight stays in 2-3 star hotels	Number	
Number of overnight stays in 4 star hotels	Number	
Number of overnight stays in 5 star hotels	Number	
Brochures produced	A4 pages	
Material printed	A4 pages	
Additional consumables (describe)	pieces	

4. Annex II: GHG Protocol Tool



**GREENHOUSE
GAS PROTOCOL**

Mobile Combustion
GHG Emissions Calculation Tool
Version 2.6

Introduction

This tool calculates the CO₂, CH₄ and N₂O emissions from:

- Vehicles that are owned/controlled by you, including freight lorries.
- Public transport by road, rail, air and water.
- Mobile machinery, such as agricultural and construction equipment.

The tool uses default emission factors, which vary by country. Currently, separate sets of emission factors are available for the UK and US. For other countries, if more specific emission factors are not available, companies should select the 'Other' category. This category uses either global default values or UK-specific values – it will therefore lead to less accurate calculations. On the settings tab, users can supply custom emission factors or adjust the default global warming potentials.

What data do I need?

Fuel use data are most accurate for calculating CO₂ emissions, while distance-traveled data are most accurate for calculating CH₄ and N₂O emissions. So, for non-public transport sources, the recommended approach is to provide both fuel use and distance data. Where one type of data is unavailable, the tool uses fuel economy information (where available) to convert between these data types. Because CO₂ contributes most to GHG emissions (>95%), companies should first strive to improve their fuel use records.

Please note that the emission from on-road freight transport can be calculated using vehicle distance or weight-distance data.

Start Here

Select the action that you'd like to perform below:

Enter Activity Data

Set Up GWP & Custom Emission Factor

View Summary

Notes

Multipliers or other corrections to account for radiative forcing may be applied to the GWP of emissions arising from aircraft transport. If used, this should be documented in the inventory report.

The emission factors used in this tool come from the UK Dept. for Environment, Food and Rural Affairs (DEFRA), the US Environmental Protection Agency (EPA) and the Intergovernmental Panel on Climate Change's (IPCC) 2006 Guidelines for National Greenhouse Gas Inventories. The tool was developed by Clear Standards Inc. in collaboration with WRI.

Please cite this tool using the following format:
World Resources Institute (2015). GHG Protocol tool for mobile combustion. Version 2.6.

While the worksheets are largely self explanatory, for questions or suggestions on its contents, please contact the GHG Protocol at: ghgquestions@wri.org

Other tools can be downloaded from the GHG Protocol website.

Total GHG Emissions, exclude Biofuel CO2 (metric tonnes CO2e)	
Biofuel CO2 Emissions (metric tonnes)	

The default emission factors are sourced from the US EPA Climate Leaders program or from the UK DEFRA (for air travel only).

[illegible]

GREENHOUSE GAS PROTOCOL

Global Warming Potential

Please select the appropriate Global Warming Potential value below:

2014 IPCC Fifth Assessment Report

Note: The Fifth Assessment Report GWP values used in this tool exclude climate-carbon feedbacks for non-CO2 emissions. Use of the latest GWP values is recommended.

Custom Fuel Type

Fuel	Emission Factors				Unit of Emission Factors		Notes
	Fossil CO2	CH4	N2O	Biofuel CO2	Numerator (e.g., kg of GHG)	Denominator (e.g., tonne of fuel)	

Custom Vehicle Type

Vehicle	Emission Factors				Unit of Emission Factors		Notes
	Fossil CO2	CH4	N2O	Biofuel CO2	Numerator (e.g., kg of GHG)	Denominator (e.g., kilometer)	

GREENHOUSE GAS PROTOCOL

Summary: Emissions by Scope



Calculation Method	Greenhouse gas	Fossil Fuel Emissions		Biofuel CO2 Emission (metric tonnes)
		Scope 1 (metric tonnes)	Scope 3 (metric tonnes)	
Fuel Use	CO2	0	0	0
	CH4	0	0	
	N2O	0	0	
Distance	CO2	0	0	0
	CH4	0	0	
	N2O	0	0	
Total (metric tonnes CO2e)		0	0	0

Summary: Emissions by Mode of Transport



Mode of Transport	Scope	Fossil Fuel Emissions			Biofuel CO2 Emission (metric tonnes)
		Fossil Fuel CO2 (metric tonnes)	CH4 (kilograms)	N2O (kilograms)	
Road	Scope 1	0	0	0	0
	Scope 3	0	0	0	
Rail	Scope 1	0	0	0	0
	Scope 3	0	0	0	
Water	Scope 1	0	0	0	0
	Scope 3	0	0	0	
Air/Craft	Scope 1	0	0	0	0
	Scope 3	0	0	0	
Total Emissions		0	0	0	0
Total GHG Emission (metric tonnes CO2e)		0			



GREENHOUSE GAS PROTOCOL

Revision History

Version	Revision Date	Updated By	Description
2.0	May 10, 2009	Richard Mak	Initial 2.0 release
2.1	June 14, 2011	GHG Protocol	Revised the emission factors for UK sources to be consistent with most recent guidance from UK DEFRA (dated October 2010; see http://www.defra.gov.uk/environment/business/reporting/conversion-factors.htm)
2.2	June 28, 2011	GHG Protocol	Corrected transcription error for US-based air freight transport emission factors
2.3	October 24, 2011	GHG Protocol	Modified text in parts of the tool. Calculation formulae and emission factors were not adjusted.
2.4	December 7, 2011	Francis Gassert	Removed error message
2.5	June 19, 2013	GHG Protocol	Adjusted conversion factors for measurement units to/from standard cubic feet and cubic feet
2.6	May 18, 2015	GHG Protocol	Added GWP values from IPCC's Fifth Assessment Report



Disclaimer: This document has been produced with the financial assistance of the European Union under the ENI CBC Mediterranean Sea Basin programme. The contents of this document are the sole responsibility of AN-Najah National University (ANNU) and EUROTRAINING and can under no circumstances be regarded as reflecting the position of the European Union of the programme management structures.