



Project funded by the
EUROPEAN UNION



REGIONE AUTÒNOMA DE SARDIGNA
REGIONE AUTONOMA DELLA SARDEGNA



MoreThanAJob

Output 1.4: Environmental Assessment Report

Activity 1.4.2: Continuous Monitoring of KPIs and Footprint Calculation

Reporting Period: 4.9.2019 – 3.12.2019

Reinforcing social and solidarity economy for the unemployed, uneducated and refugees

Thematic objective: A.3 Promotion of social inclusion and the fight against poverty
 Priority: A.3.2 Social and solidarity economy
 Countries: Palestine, Jordan, Lebanon, Italy, Greece

Implementation Period: 4.9.2019 until 3.9.2022

Project budget: Total budget: 2,051,597.00€
 EU financial contribution: 1,846,437.30€

MoreThanAJob Project Partners:



An-Najah National University
 Palestine | Lead Beneficiary



Nablus Chamber of Commerce & Industry
 Palestine | Partner 1



Ministry of Public Works & Housing
 Jordan | Partner 2



Mutah University
 Jordan | Partner 3



Business Consultancy & Training Services
 Lebanon | Partner 4



CESIE
 Italy | Partner 5



Eurotraining Educational Organization
 Greece | Partner 6

The present report is the 1st Carbon footprint Report of the MoreTRhanAJob project. It presents the results of the calculations performed for the estimation of the project's carbon footprint. The reporting Period for this report is 4.9.2019 – 3.12.2019. The report is developed by:

**Eurotraining Educational Organization**

1 Veranzerou str., 106 77, Athens, Greece

Tel. +30 210-3306086

Website: www.eurotraining.gr

Disclaimer: This document has been produced with the financial assistance of the European Union under the ENI CBC Mediterranean Sea Basin programme. The contents of this document are the sole responsibility of AN-Najah National University (ANNU) and EUROTRAINING and can under no circumstances be regarded as reflecting the position of the European Union of the programme management structures.

Table of Contents

Preface	4
1. Introduction	5
2. Carbon Footprint Calculation Results	6
2.1 Carbon Footprint from Travels	6
2.2 Carbon Footprint from Events/Meetings	8
3. Annex I: Required Data & Calculation Tool	10
4. Annex II: GHG Protocol Tool	13

Preface

The present document presents the monitoring of the greenhouse gas emissions in equivalent units of carbon dioxide (Carbon Footprint) of the “MoreThanAJob” project.

The development of the procedure for calculating the project’s carbon footprint by the Eurotraining Carbon Footprint Team based on the principles established by the Greenhouse Gas Protocol:

Principle 1: Materiality

Definition of the limits that adequately reflect the GHG emissions of the project and the needs of those who will use the monitoring procedure to make decisions.

Principle 2: Completeness

Presentation of all emission sources and activities within the selected boundaries of the project.

Principle 3: Consistency

For the effective monitoring and comparison of the carbon footprint throughout the implementation period of the project, specific reporting periods have to be used. The duration of these periods is set at 9 months.

Principle 4: Transparency

Addressing of all key issues in a factual and coherent manner, based on a clear audit trail. Disclosure of any important assumptions and citations of the calculation methods used.

Principle 5: Accuracy

Effort to perform accurate greenhouse gas emissions calculations and pursue of a reasonable assurance of the integrity of the results.

1. Introduction

As it is also presented in the Carbon Footprint Manual , in order to estimate, calculate and monitor as well as to reduce if possible, the Greenhouse Gas emissions resulting from the implementation of the project, the steps followed are:

Step 1: Ensure the support of all participating Beneficiaries.

The support of the project's participating Beneficiaries has been ensured through the active participation of representatives from all of them in the Carbon Footprint Team.

Step 2: Collection of primary quantitative data relating to recognized sources of direct and indirect emissions required for the calculation of carbon footprint.

For the collection of the required data, a blank database containing all emission sources related to the project implementation was developed and sent to the members of the Carbon Footprint Team in order to be filled in with their beneficiary's data.

The emission sources identified as relative to the project's implementation are:

- Transportation related to the project
- Organization of MoreThanAJob events and meetings

Step 3: Calculation of the carbon footprint resulting from the project's implementation and compilation of the Carbon Footprint Report.

The results of the calculations are presented in chapter 2 of this report.

Step 4: Take action. Identification of actions and measures in order to achieve reduction of project's carbon footprint.

The Carbon Footprint Team through the coordinator will communicate these results to all participating Beneficiaries. Due to the fact that this is the 1st carbon footprint report the actions and measures in order to reduce the emissions will be general and are the ones presented in the carbon footprint manual.

2. Carbon Footprint Calculation Results

In this chapter of the 1st Carbon footprint Report, the data as well as the results of the calculations are presented, for every emission source.

In order to calculate the project's carbon footprint in tones of equivalent CO₂ the following equation was applied:

$$\text{CO}_2 \text{ Emissions} = (\text{Activity Data}) \times (\text{Emission factor})$$

2.1 Carbon Footprint from Travels

Table 1. Carbon footprint per travel

Beneficiary	Vehicle Type	# Passengers	Distance Travelled	Unit of Distance	CO ₂ e (tonnes)
ANNU	Passenger Car	1	280	Kilometer	0,066
ANNU	Bus - Coach	1	160	Passenger Kilometer	0,011
ANNU	Airplane	1	4802	Passenger Kilometer	0,544
ANNU	Train - National Rail	1	100	Passenger Kilometer	0,011
ANNU	Taxi	1	20	Passenger Kilometer	0,006
ANNU	Passenger Car	3	280	Kilometer	0,066
ANNU	Bus - Coach	3	160	Passenger Kilometer	0,032
NCCI	Taxi	2	492	Passenger Kilometer	0,141
MPWH	-	-	0	-	0,000
MUTAH	Passenger Car	3	280	Kilometer	0,066
BCTS	Taxi	2	100	Passenger Kilometer	0,029
BCTS	Air - Domestic	2	444	Passenger Kilometer	0,152
CESIE	Airplane	2	5650	Passenger Kilometer	1,279
EUROTraining	Airplane	1	2842	Passenger Kilometer	0,322
EUROTraining	Passenger Car	1	76	Kilometer	0,018
EUROTraining	Taxi	1	73	Passenger Kilometer	0,010
Total:					2,753

Table 2. Carbon footprint per beneficiary from travels

Beneficiary	Acronym	CO ₂ e (tonnes)
An-Najah National University	ANNU	0,736
NCCI	NCCI	0,141
Ministry of Public Works & Housing	MPWH	0,000
Mutah University	MUTAH	0,066
Business Consultancy & Training Services	BCTS	0,181
CESIE	CESIE	1,279
EUROTraining	EUROTraining	0,350
Total		2,753

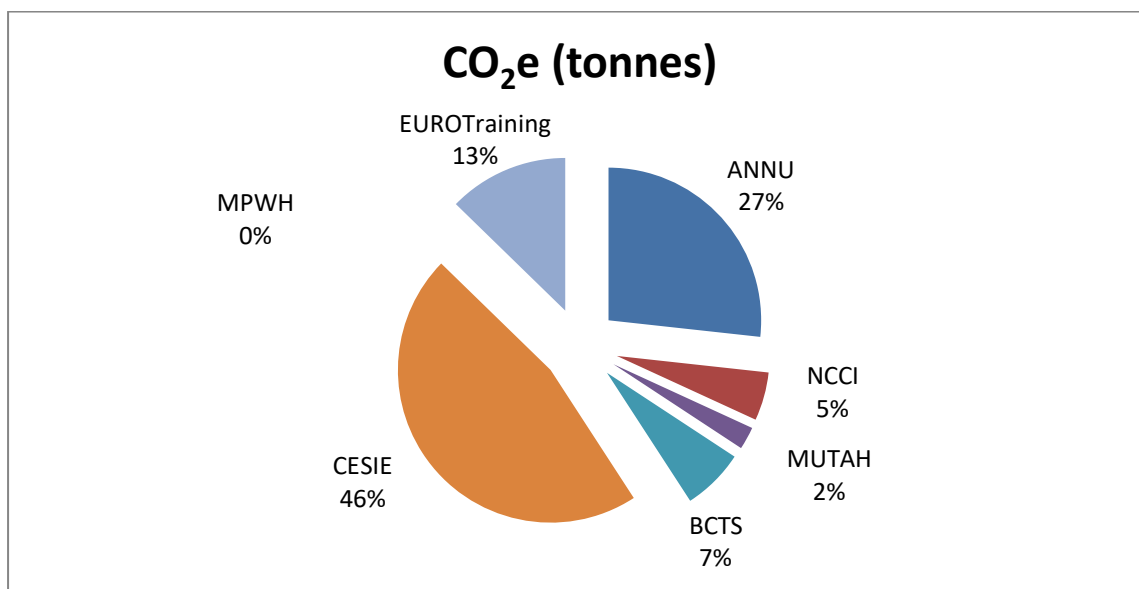


Chart 1. Share of Carbon footprint per beneficiary from travels

Total Carbon Footprint calculation during the 1st Reporting Period:

2,753 t CO₂e

2.2 Carbon Footprint from Events/Meetings

The MoreThanAJob project was officially launched on November 27 and 28, 2019 at Grand Hyatt Amman Hotel, Jordan where the project consortium's partners were gathered for 2 days for the kick off meeting. That was the only event during the first reporting period of the project concerning the carbon footprint. The event in numbers is presented in the following table.

Table 3. Data from the Kick off Meeting

Type of event		Kick off Meeting
Place (City)		Amman, JRD
	Units	Data
Duration (Days)	Number	2
Number of attendees/beneficiary	Number	20
Area of event premises	(m ²)	200
Coffee/tea cups served	Number	60
Meals served	Number	160
Beverages served	Number	160
Number of overnight stays in 2-3 star hotels	Number	0
Number of overnight stays in 4 star hotels	Number	0
Number of overnight stays in 5 star hotels	Number	16
Brochures produced	A4 pages	1000
Material printed	A4 pages	1500
Additional consumables (Roll-up)	pieces	1

Total Carbon Footprint estimation from the Kick off Meeting:

2,411 t CO₂e


Table 4. Event Carbon footprint breakdown


Activity	CO ₂ e (tonnes)
Accommodation	1,100
Catering	0,670
Energy	0,525
Waste	0,051
Printed materials	0,065
Total	2,411


**Total Carbon footprint of MoreThanAJob project in tons of
equivalent carbon dioxide (tCO₂e) (4.9.2019 – 3.12.2019):**


5,146 tCO₂e

3. Annex I: Required Data & Calculation Tool

 ENI
CBCMED
Cooperating across borders
in the Mediterranean

 Project funded by the
EUROPEAN UNION

 REGIONE AUTONOMA DE SARDIGNA
REGIONE AUTONOMA DELLA SARDEGNA

 MoreThanAJob

Carbon Footprint Calculation Data

Reporting Period

Project Beneficiary

The following sheets must be filled in with all the required information and data for the Calculation of the MoreThanAJob project's Greenhouse gas emissions in equivalent units of carbon dioxide (Carbon Footprint)

Table 2

Type of event

Place (City)

Units

Data

Duration (Days)

Number

Number of attendees/beneficiary

Number

Area of event premises

(m²)

Coffee/tea cups served

Number

Meals served

Number

Beverages served

Number

Number of overnight stays in 2-3 star hotels

Number

Number of overnight stays in 4 star hotels

Number

Number of overnight stays in 5 star hotels

Number

Brochures produced

A4 pages


Material printed

A4 pages

Additional consumables (describe)

pieces

4. Annex II: GHG Protocol Tool



**GREENHOUSE
GAS PROTOCOL**

Mobile Combustion
GHG Emissions Calculation Tool
Version 2.6

Introduction

This tool calculates the CO₂, CH₄ and N₂O emissions from:

- Vehicles that are owned/controlled by you, including freight lorries.
- Public transport by road, rail, air and water.
- Mobile machinery, such as agricultural and construction equipment.

The tool uses default emission factors, which vary by country. Currently, separate sets of emission factors are available for the UK and US. For other countries, if more specific emission factors are not available, companies should select the 'Other' category. This category uses either global default values or UK-specific values – it will therefore lead to less accurate calculations. On the settings tab, users can supply custom emission factors or adjust the default global warming potentials.

What data do I need?

Fuel use data are most accurate for calculating CO₂ emissions, while distance-traveled data are most accurate for calculating CH₄ and N₂O emissions. So, for non-public transport sources, the recommended approach is to provide both fuel use and distance data. Where one type of data is unavailable, the tool uses fuel economy information (where available) to convert between these data types. Because CO₂ contributes most to GHG emissions (>95%), companies should first strive to improve their fuel use records.

Please note that the emission from on-road freight transport can be calculated using vehicle distance or weight-distance data.

Start Here

Select the action that you'd like to perform below:

Enter Activity Data

Set Up GWP & Custom Emission Factor

View Summary

Notes

Multipliers or other corrections to account for radiative forcing may be applied to the GWP of emissions arising from aircraft transport. If used, this should be documented in the inventory report.

The emission factors used in this tool come from the UK Dept. for Environment, Food and Rural Affairs (DEFRA), the US Environmental Protection Agency (EPA) and the Intergovernmental Panel on Climate Change's (IPCC) 2006 Guidelines for National Greenhouse Gas Inventories. The tool was developed by Clear Standards Inc. in collaboration with WRI.

Please cite this tool using the following format:
World Resources Institute (2015). GHG Protocol tool for mobile combustion. Version 2.6.

While the worksheets are largely self explanatory, for questions or suggestions on its contents, please contact the GHG Protocol at: ghgquestions@wri.org

Other tools can be downloaded from the GHG Protocol website.

Activity Data

The default emission factors are sourced from the US EPA Climate Leaders program or from the UK DEFRA (for air travel only).

Page | 14

GREENHOUSE GAS PROTOCOL

Global Warming Potential

Please select the appropriate Global Warming Potential value below:

2014 IPCC Fifth Assessment Report

Note: The Fifth Assessment Report GWP values used in this tool exclude climate-carbon feedbacks for non-CO2 emissions. Use of the latest GWP values is recommended.

Custom Fuel Type

Fuel	Emission Factors				Unit of Emission Factors		Notes
	Fossil CO2	CH4	N2O	Biofuel CO2	Numerator (e.g., kg of GHG)	Denominator (e.g., tonne of fuel)	

Custom Vehicle Type

Vehicle	Emission Factors				Unit of Emission Factors		Notes
	Fossil CO2	CH4	N2O	Biofuel CO2	Numerator (e.g., kg of GHG)	Denominator (e.g., kilometer)	

GREENHOUSE GAS PROTOCOL

Summary: Emissions by Scope



Calculation Method	Greenhouse gas	Fossil Fuel Emissions		Biofuel CO2 Emission (metric tonnes)
		Scope 1 (metric tonnes)	Scope 3 (metric tonnes)	
Fuel Use	CO2	0	0	0
	CH4	0	0	
	N2O	0	0	
Distance	CO2	0	0	0
	CH4	0	0	
	N2O	0	0	
Total (metric tonnes CO2e)		0	0	0

Summary: Emissions by Mode of Transport



Mode of Transport	Scope	Fossil Fuel Emissions			Biofuel CO2 Emission (metric tonnes)
		Fossil Fuel CO2 (metric tonnes)	CH4 (kilograms)	N2O (kilograms)	
Road	Scope 1	0	0	0	0
	Scope 3	0	0	0	
Rail	Scope 1	0	0	0	0
	Scope 3	0	0	0	
Water	Scope 1	0	0	0	0
	Scope 3	0	0	0	
Air-Craft	Scope 1	0	0	0	0
	Scope 3	0	0	0	
Total Emissions		0	0	0	0
Total GHG Emission (metric tonnes CO2e)		0			0



GREENHOUSE GAS PROTOCOL

Revision History

Version	Revision Date	Updated By	Description
2.0	May 10, 2009	Richard Mak	Initial 2.0 release
2.1	June 14, 2011	GHG Protocol	Revised the emission factors for UK sources to be consistent with most recent guidance from UK DEFRA (dated October 2010; see http://www.defra.gov.uk/environment/business/reporting/conversion-factors.htm)
2.2	June 28, 2011	GHG Protocol	Corrected transcription error for US-based air freight transport emission factors
2.3	October 24, 2011	GHG Protocol	Modified text in parts of the tool. Calculation formulae and emission factors were not adjusted.
2.4	December 7, 2011	Francis Gassert	Removed error message
2.5	June 19, 2013	GHG Protocol	Adjusted conversion factors for measurement units to/from standard cubic feet and cubic feet
2.6	May 18, 2015	GHG Protocol	Added GWP values from IPCC's Fifth Assessment Report



Disclaimer: This document has been produced with the financial assistance of the European Union under the ENI CBC Mediterranean Sea Basin programme. The contents of this document are the sole responsibility of AN-Najah National University (ANNU) and EUROTRAINING and can under no circumstances be regarded as reflecting the position of the European Union of the programme management structures.